



MODERN
MOULDING

CANTILEVER
COPING
STYROFOAM
FORMS



AN AUTHORIZED
DISTRIBUTOR OF
MODERN MOULDING



MODERN
MOULDING

The innovative system designed by Modern Moulding can cut hours off installation and cleanup time. With one of our offered coping kits, a standard pool can be set up and ready to pour in as little as one hour. Versatility is provided with a variety of profile designs, as well as installation capabilities for **vinyl, fiberglass, concrete/gunite pools and autocover.**

BENEFITS:

- Can combine forms onto existing Fox & Quaker shipments at no additional cost.
- No two-way tape required
- Easy to install

VINYL LINERS ONLY

- Forms wedge directly into liner track, leaving track clean of debris.
- Modern Moulding's Vinyl Liner system uses reusable lock-in clips to hold the forms in place. These clips have an extended support to keep the forms from tilting when concrete is poured.



VINYL

*AVAILABLE IN 112'/BOX OR 32'/BOX

| PART # | DESCRIPTION | EXTENDED DESCRIPTION |
|----------------|---|---------------------------------|
| FX-NC | 8' CAPSTONE VINYL LINER - 14/BX | 8' x 14pcs - 112 Linear FT/Box |
| FX-NC-32 | 8' CAPSTONE VINYL LINER - 4/BX | 8' x 4pcs - 32 Linear FT/Box |
| FX-SQP | 8' SQUARE VINYL LINER - 14/BX | 8' x 14pcs - 112 Linear FT/Box |
| FX-SQP-32 | 8' SQUARE VINYL LINER - 4/BX | 8' x 4pcs - 32 Linear FT/Box |
| FX-BN | 8' BULLNOSE VINYL LINER - 14/BX | 8' x 14pcs - 112 Linear FT/Box |
| FX-BN-32 | 8' BULLNOSE VINYL LINER - 4/BX | 8' x 4pcs - 32 Linear FT/Box |
| FX-CRC | 8' SHORT VINYL LINER - 14/BX | 8' x 14 pcs - 112 Linear FT/Box |
| FX-CRC-32 | 8' SHORT VINYL LINER - 4/BX | 8' x 4pcs - 32 Linear FT/Box |
| FX-ICC | 8' REGULAR V LINER - 14/BX | 8' x 14 pcs - 112 Linear FT/Box |
| FX-ICC-32 | 8' REGULAR V LINER - 4/BX | 8' x 4pcs - 32 Linear FT/Box |
| FX-LIVEEDGE225 | 2.25" High x 8' LIVE EDGE VINYL LINER-14/BX +1 roll of DBL sided tape | 8' x 14pcs - 112 Linear FT/Box |
| FX-LIVEEDGE3 | 3" High x 8' LIVE EDGE VINYL LINER-14/BX + 1 roll of DBL sided tape | 8' x 14pcs - 112 Linear FT/Box |

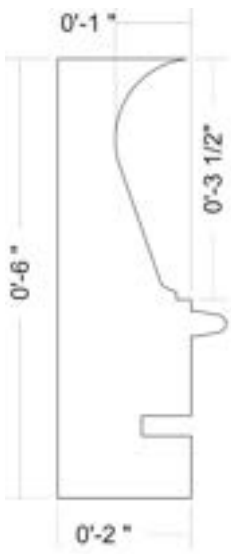


TIPS:

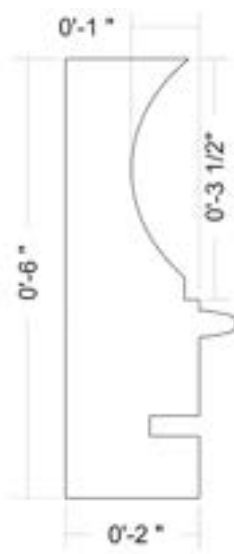
- Remove bending tape before pouring concrete.
- Lubricate forms with an oil, or cooking spray before pouring for easy removal.
- Vibrate forms gently with your hand or a gentle vibrating tool. A 5-6 slump is recommended.
- Clips should be 8 - 10" apart on a rectangular pool and 10-12" apart on a free form pool.

INSTRUCTIONS

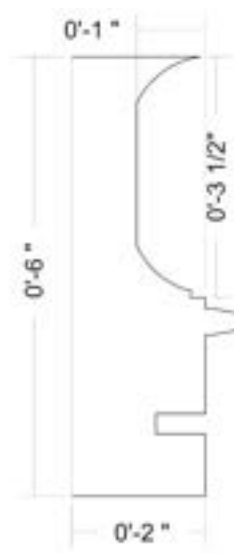
1. Choose a profile
2. Tape the forms where bending is required. 3" filament tape is highly recommended. *(See pages 16-17 for clips & accessories).*
3. Insert each 8' foam piece coping into the liner track.
4. Using the scribed line as a guide, insert the reusable clip horizontally into the track. **double track not required*
5. Lock the clip with a 1/4 turn.



FX-NC



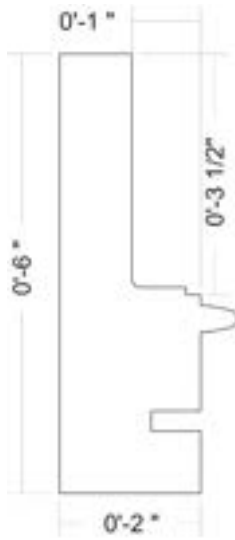
FX-BN



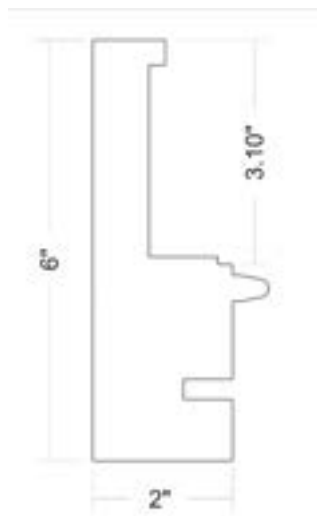
FX-ICC



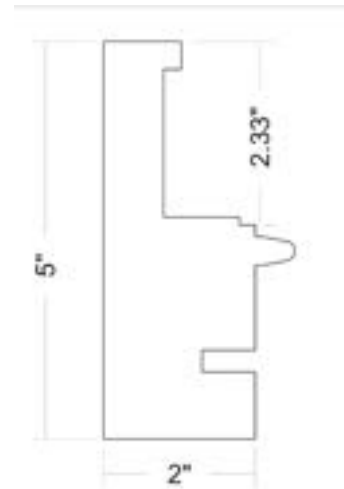
FX-CRC



FX-SQP



FX-LIVEEDGE3



FX-LIVEEDGE225



FIBERGLASS

*AVAILABLE IN 112'/BOX OR 32'/BOX

| PART # | DESCRIPTION | #FX-CC-UD CLIPS INCLUDED | EXTENDED DESCRIPTION |
|------------------|---|--------------------------|--------------------------------|
| FX-NC-FG | 8' CAPSTONE FIBERGLASS - 14/BX | 100 | 8' x 14pcs - 112 Linear FT/Box |
| FX-NC-FG-32 | 8' CAPSTONE FIBERGLASS - 4/BX | 40 | 8' x 4pcs - 32 Linear FT/Box |
| FX-SQP-FG | 8' SQUARE FIBERGLASS - 14/BX | 100 | 8' x 14pcs - 112 Linear FT/Box |
| FX-SQP-FG-32 | 8' SQUARE FIBERGLASS - 4/BX | 40 | 8' x 4pcs - 32 Linear FT/Box |
| FX-BN-FG | 8' BULLNOSE FIBERGLASS - 14/BX | 100 | 8' x 14pcs - 112 Linear FT/Box |
| FX-BN-FG-32 | 8' BULLNOSE FIBERGLASS - 4/BX | 40 | 8' x 4pcs - 32 Linear FT/Box |
| FX-CRC-FG | 8' SHORT FIBERGLASS - 14/BX | 100 | 8' x 14pcs - 112 Linear FT/Box |
| FX-CRC-FG-32 | 8' SHORT FIBERGLASS - 4/BX | 40 | 8' x 4pcs - 32 Linear FT/Box |
| FX-ICC-FG | 8' REGULAR FIBERGLASS - 14/BX | 100 | 8' x 14pcs - 112 Linear FT/Box |
| FX-ICC-FG-32 | 8' REGULAR FIBERGLASS - 4/BX | 40 | 8' x 4pcs - 32 Linear FT/Box |
| FX-LIVEEDGE225FG | 2.25" High x 8' LIVE EDGE FIBERGLASS-14/BX + 1 roll of DBL sided tape | 100 | 8' x 14pcs - 112 Linear FT/Box |
| FX-LIVEEDGE3FG | 3" High x 8' LIVE EDGE FIBERGLASS-14/BX + 1 roll of DBL sided tape | 100 | 8' x 14pcs - 112 Linear FT/Box |

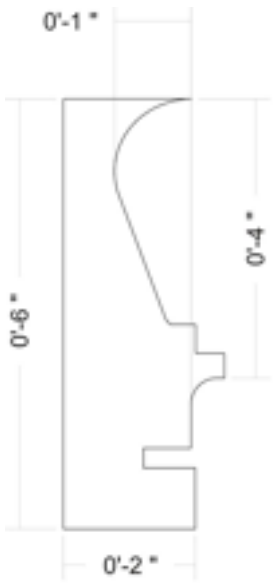
TIPS:

- Remove bending tape before pouring concrete.
- Lubricate forms with oil spray, or cooking spray before pouring, for easy removal.
- Vibrate forms gently with your hand or a gentle vibrating tool. A 5-6 slump is recommended.
- We recommend that clips are 10-12" apart.
- Same day stripping is recommended.

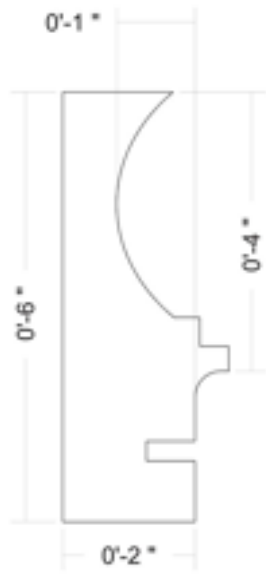


INSTRUCTIONS

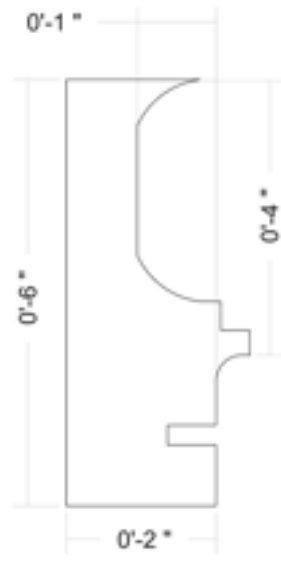
1. Modern Moulding Styrofoam Forms are designed to cradle the fiberglass pool wall, eliminating the need for a plumb strip.
2. Forms are perforated every 3" to accommodate the 2 piece Universal clip as required (**See pages 16-17 for clips & accessories**). Place forms along the pool and screw down the UD Clip to the top of the fiberglass or concrete pool.
3. Once the concrete is poured and you're ready to strip, slide off the UB clip and remove the forms one 8ft. section at a time. Use the slide hammer tool to pull out the remaining UD tab.



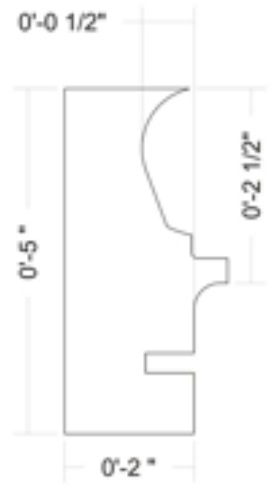
FX-NC-FG



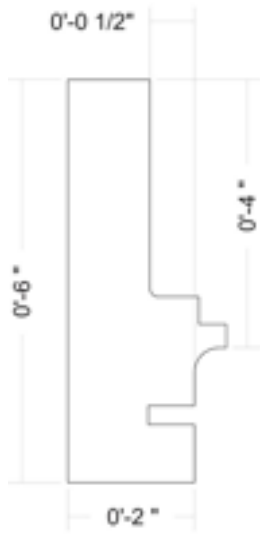
FX-BN-FG



FX-ICC-FG



FX-CRC-FG



FX-SQP-FG



FX-LIVEEDGE3FG



FX-LIVEEDGE225FG



CONCRETE/GUNITE

*AVAILABLE IN 112'/BOX OR 32'/BOX

| PART # | DESCRIPTION | # FX-CC-UD CLIPS INCLUDED | EXTENDED DESCRIPTION |
|------------------|---|---------------------------|------------------------------------|
| FX-NC-FGWT | 8' CAPSTONE CONCRETE W/TILE - 14/BX | 100 | 8' x 14pcs - 112 Linear FT/Box |
| FX-NC-FGWT-32 | 8' CAPSTONE CONCRETE W/TILE - 4/BX | 40 | 8' x 4pcs - 32 Linear FT/Box |
| FX-SQP-FGWT | 8' SQUARE CONCRETE W/TILE - 14/BX | 100 | 8' x 14pcs - 112 Linear FT/Box |
| FX-SQP-FGWT-32 | 8' SQUARE CONCRETE W/TILE - 4/BX | 40 | 8' x 4pcs - 32 Linear FT/Box |
| FX-BN-FGWT | 8' BULLNOSE CONCRETE W/TILE - 4/BX | 100 | 8' x 14pcs - 112 Linear FT/Box |
| FX-BN-FGWT-32 | 8' BULLNOSE CONCRETE W/TILE - 4/BX | 40 | 8' x 4pcs - 32 Linear FT/Box |
| FX-CRC-FGWT | 8' SHORT PROFILE CONCRETE - 14/BX | 100 | 8' x 14pcs - 112 Linear FT/Box |
| FX-CRC-FGWT-32 | 8' SHORT PROFILE CONCRETE - 4/BX | 40 | 8' x 4pcs - 32 Linear FT/Box |
| FX-ICC-FGWT | 8' REGULAR PROFILE CONCRETE/GUNITE - 14/BX | 100 | 8' x 14pcs - 112 Linear FT/Box |
| FX-ICC-FGWT32 | 8' REGULAR PROFILE CONCRETE/GUNITE - 4/BX | 40 | 8' x 4pcs - 32 Linear FT/Box |
| FX-LIVEEDGE2FGWT | 2.25" High x 8' LIVE EDGE CONCRETE W/TILE-14/BX + 1 roll of DBL sided tape | 100 | 8' x 14pcs - 112 Linear FT/Box |
| FX-LIVEEDGE3FGWT | 3" High x 8' LIVE EDGE CONCRETE W/TILE -14/ BX + 1 roll of DBL sided tape | 100 | 8' x 14pcs - 112 Linear FT/ Box |

TIPS:

- Use an oil spray (cooking spray) on the face of the profile for easy removal.
- Use the Modern Moulding slide hammer tool to remove the tabs.
- It is recommended to strip the forms the same day, once the concrete has set.

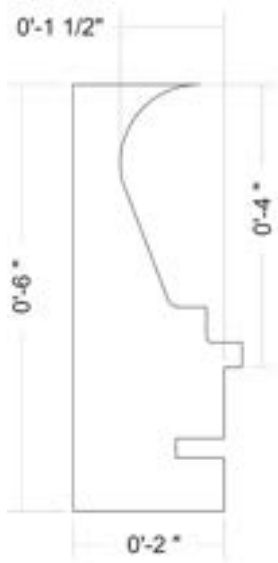
REMOVAL:

We recommend to strip off forms in 8' sections. Remove locking nail, slide off reusable body, remove the 8' section of foam, snap off perforated area of the disposable clip. Clamp the slide hammer to the 1" remaining portion and pull on a slight diagonal downward to pull it out.

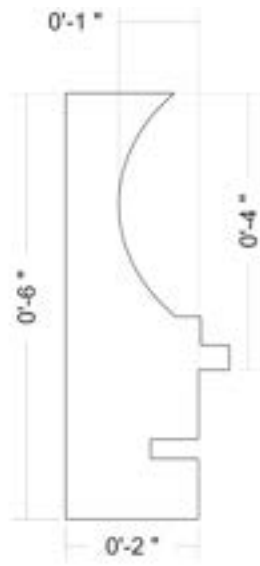
UNIVERSAL SYSTEM INSTRUCTIONS-2 PCS.

Used on Fiberglass, Concrete/Shotcrete Pools

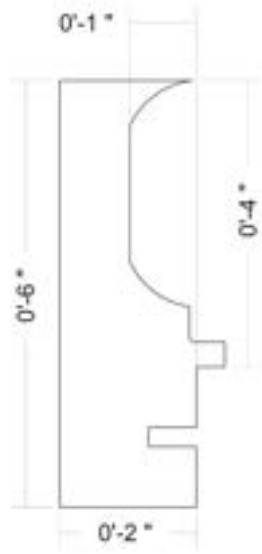
1. Slide the **FX-CC-UD** clips (**See pages 16-17 for clips & accessories**), into the perforated slots through the profile side of the Styrofoam. It is recommended 8-10" apart on a rectangular pool and 10-12" apart on a free form pool.
2. Screw a 1" self tapping screw through one predetermined anchor points, ***If you are screwing into an autocover track, make sure the screw is directly behind the cavity wall.***
3. Once all clips have been inserted on an 8' section, set your form tight along your pool wall.
4. Slide the reusable body (**FX-CC-UB**) onto the disposable clip (**FX-CC-UD**), vertically pressing to the form. Insert a small nail into the closest hole to the body, locking it into place.



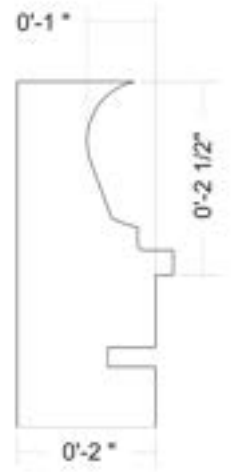
FX-NC-FGWT



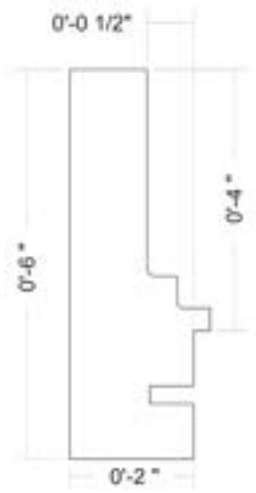
FX-BN-FGWT



FX-ICC-FGWT



FX-CRC-FGWT



FX-SQP-FGWT



FX-LIVEEDGE3FGWT



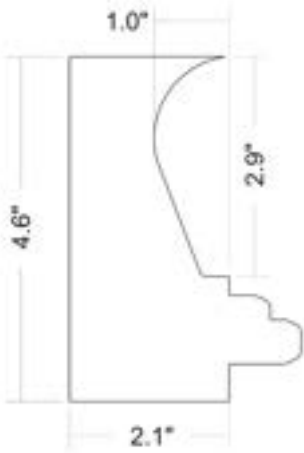
FX-LIVEEDGE225FGWT



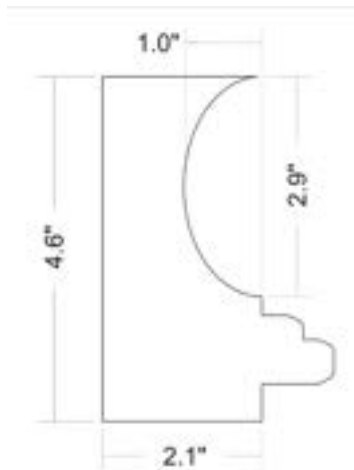
AQUAMATIC COVER SYSTEMS

*AVAILABLE IN 112'/BOX

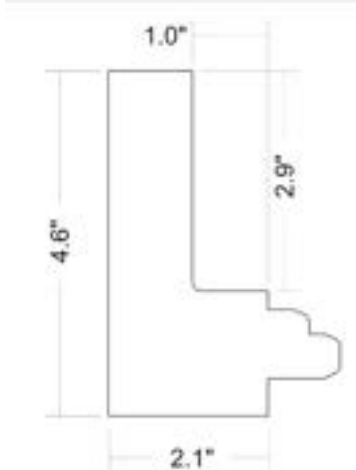
| PART # | DESCRIPTION | EXTENDED DESCRIPTION |
|-----------------|---|------------------------------|
| FX-NCAQUACOVER | 8' BULLNOSE AQUAMATIC COVER SYSTEMS-14/BX | 8' x 14pcs-112 Linear FT/Box |
| FX-BNAQUACOVER | 8' CAPSTONE AQUAMATIC COVER SYSTEMS-14/BX | 8' x 14pcs-112 Linear FT/Box |
| FX-SQPAQUACOVER | 8' SQUARE AQUAMATIC COVER SYSTEMS-14/BX | 8' x 14pcs-112 Linear FT/Box |
| FX-LIVEEDGEAQUA | 8' LIVE EDGE AQUAMATIC COVER SYSTEMS-14/BX+1 roll of DBL sided tape | 8' x 14pcs-112 Linear FT/Box |



FX-NCAQUACOVER




FX-BNAQUACOVER



FX-SQPAQUACOVER



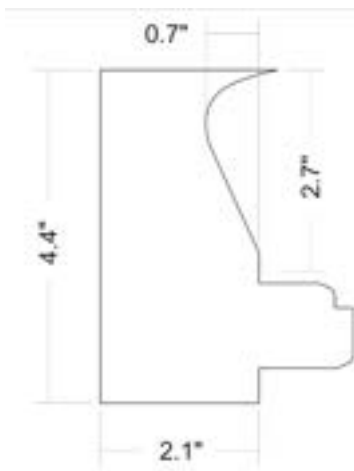
FX-LIVEEDGEAQUA



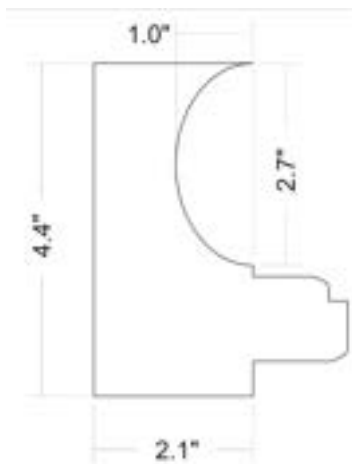
AUTOMATIC POOL COVERS

*AVAILABLE IN 112'/BOX

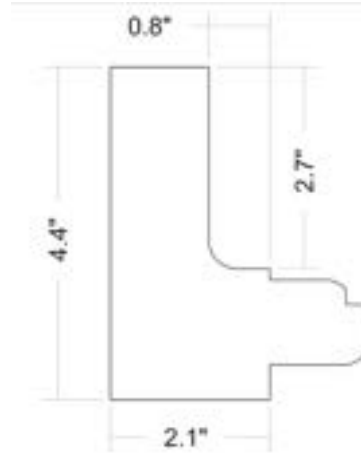
| PART # | DESCRIPTION | EXTENDED DESCRIPTION |
|-----------------|--|--------------------------------|
| FX-NC-APC | 8' CAPSTONE AUTOMATIC POOL COVERS -14/BX | 8' x 14pcs - 112 Linear FT/Box |
| FX-BN-APC | 8' BULLNOSE AUTOMATIC POOL COVERS-14/BX | 8' x 14pcs - 112 Linear FT/Box |
| FX-SQP-APC | 8' SQUARE AUTOMATIC POOL COVERS-14/BX | 8' x 14pcs - 112 Linear FT/Box |
| FX-LIVEEDGE2APC | 8' LIVE EDGE 2.25" High AUTOMATIC POOL COVERS-14/BX + 1 roll of DBL sided tape | 8' x 14pcs - 112 Linear FT/Box |



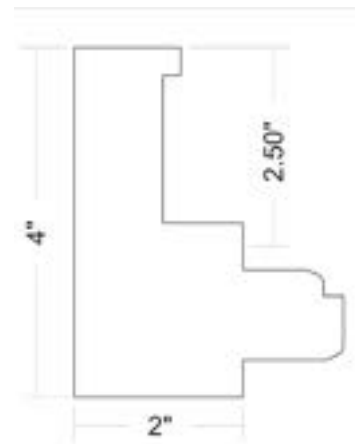
FX-NC-APC




FX-BN-APC



FX-SQP-APC



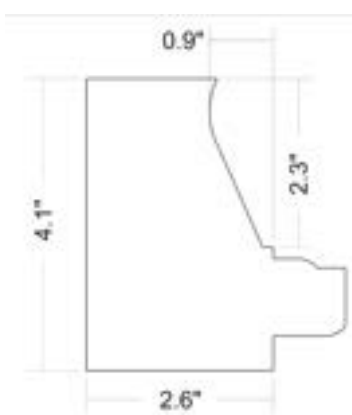
FX-LIVEEDGE2APC



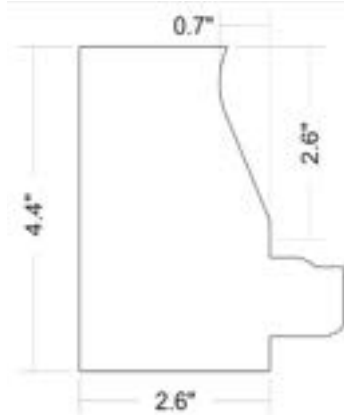
COVER POOLS

*AVAILABLE IN 112'/BOX

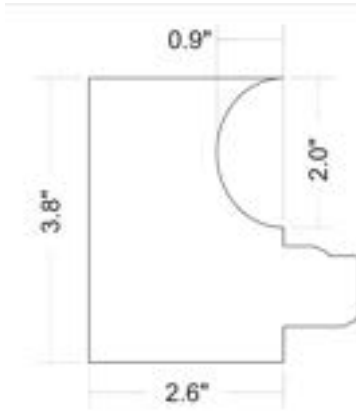
| PART # | DESCRIPTION | EXTENDED DESCRIPTION |
|------------------|---|--------------------------------|
| FX-NCCOVERPOOLT3 | 8' CAPSTONE COVER POOLS-14/BX | 8' x 14pcs - 112 Linear FT/Box |
| FX-NCCOVERPOOLT4 | 8' CAPSTONE COVER POOLS-14/BX | 8' x 14pcs - 112 Linear FT/Box |
| FX-BNCOVERPOOLT4 | 8' BULLNOSE COVER POOLS-14/BX | 8' x 14pcs - 112 Linear FT/Box |
| FX-SQPCVERPOOLT3 | 8' SQUARE COVER POOLS-14/BX | 8' x 14pcs - 112 Linear FT/Box |
| FX-SQPCVERPOOLT4 | 8' SQUARE COVER POOLS-14/BX | 8' x 14pcs - 112 Linear FT/Box |
| FX-LIVEEDGE225CP | 8' LIVE EDGE COVER POOLS-14/BX+1 roll of DBL sided tape | 8' x 14pcs - 112 Linear FT/Box |



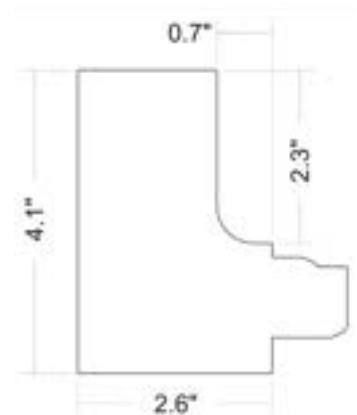
FX-NCCOVERPOOLT3



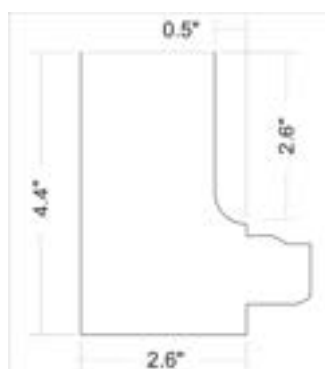

FX-NCCOVERPOOLT4



FX-BNCOVERPOOLT4



FX-SQPCVERPOOLT3



FX-SQPCVERPOOLT4



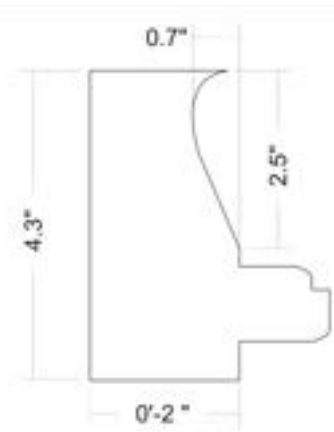
FX-LIVEEDGE225CP



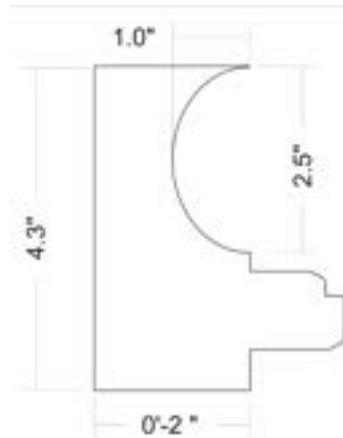
COVERSTAR

*AVAILABLE IN 112'/BOX

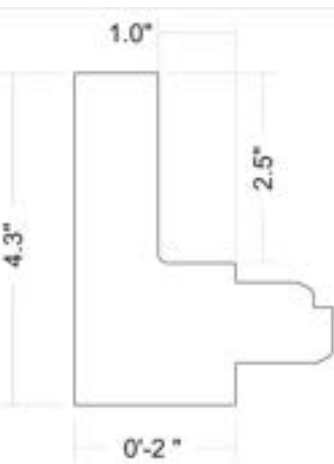
| PART # | DESCRIPTION | EXTENDED DESCRIPTION |
|------------------|---|--------------------------------|
| FX-NC-COVERSTAR | 8' CAPSTONE COVERSTAR-14/BX | 8' x 14pcs - 112 Linear FT/Box |
| FX-BN-COVERSTAR | 8' BULLNOSE COVERSTAR-14/BX | 8' x 14pcs - 112 Linear FT/Box |
| FX-SQP-COVERSTAR | 8' SQUARE COVERSTAR-14/BX | 8' x 14pcs - 112 Linear FT/Box |
| FX-LIVEEDGE225CS | 8' LIVE EDGE 2.25" High-14/BX +1 roll of DBL sided tape | 8' x 14pcs - 112 Linear FT/Box |



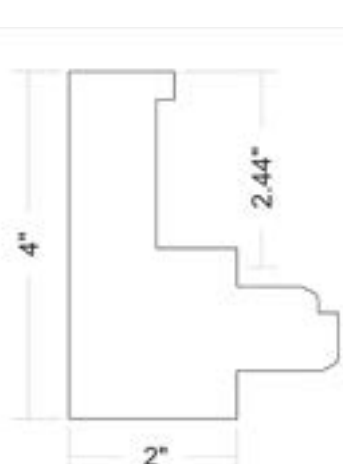
FX-NC-COVERSTAR



FX-BN-COVERSTAR



FX-SQP-COVERSTAR



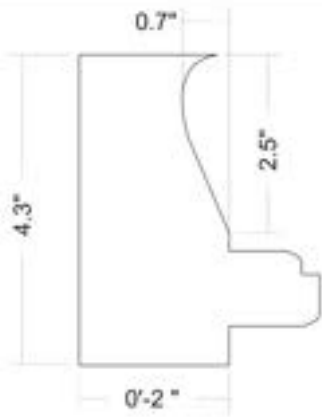
FX-LIVEEDGE225CS



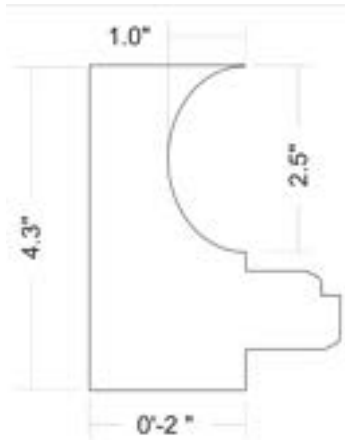
INTEGRA

*AVAILABLE IN 112'/BOX

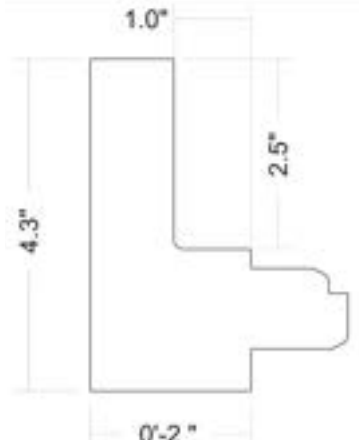
| PART # | DESCRIPTION | EXTENDED DESCRIPTION |
|------------------|--|--------------------------------|
| FX-NC-INTEGRA | 8' CAPSTONE INTEGRA -14/BX | 8' x 14pcs - 112 Linear FT/Box |
| FX-BN-INTEGRA | 8' BULLNOSE INTEGRA -14/BX | 8' x 14pcs - 112 Linear FT/Box |
| FX-SQP-INTEGRA | 8' SQUARE INTEGRA -14/BX | 8' x 14pcs - 112 Linear FT/Box |
| FX-LIVEEDGE2INTE | 8' LIVE EDGE INTEGRA -14/BX + 1 roll of DBL sided tape | 8' x 14pcs - 112 Linear FT/Box |



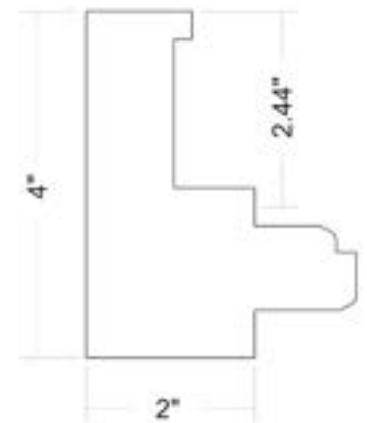
FX-NC-INTEGRA



FX-BN-INTEGRA



FX-SQP-INTEGRA

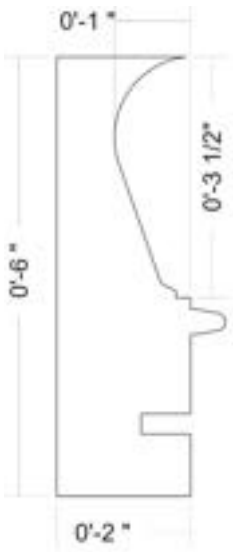


FX-LIVEEDGE2INTE

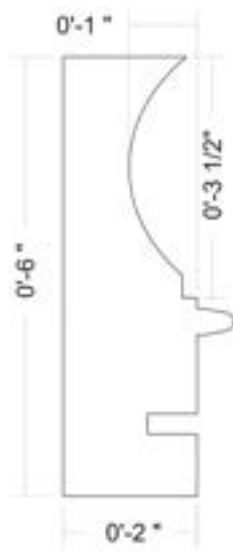
RADIUS CORNERS

**AVAILABLE IN 4 PIECES/BOX*

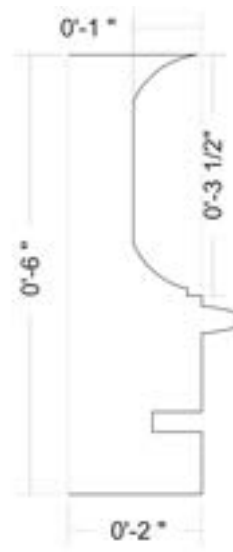
| PART # | DESCRIPTION | EXTENDED DESCRIPTION |
|-------------|--|----------------------|
| FX-NC-6RAD | 6" RADIUS CORNER CAPSTONE VINYL - 4/BX | 4 pieces/ box |
| FX-BN-6RAD | 6" RADIUS CORNER BULLNOSE VINYL - 4/BX | 4 pieces / box |
| FX-SQP-6RAD | 6" RADIUS CORNER SQUARE VINYL - 4/BX | 4 pieces / box |
| FX-ICC-6RAD | 6" RADIUS CORNER REGULAR VINYL - 4/BX | 4 pieces / box |



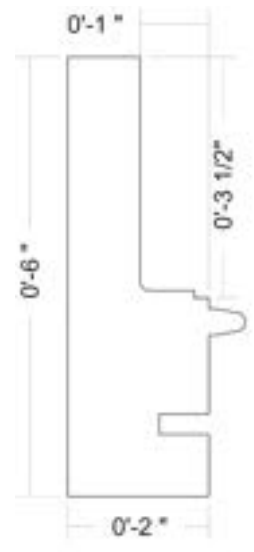
FX-NC-6RAD



FX-BN-6RAD



FX-SQP-6RAD



FX-ICC-6RAD



CLIPS

| PART # | DESCRIPTION | EXTENDED DESCRIPTION |
|------------------|----------------------------------|--|
| FX-AUTOCOVERCLIP | CANT CLIPS AUTO COVER-100/BOX | Auto Cover-Reusable |
| FX-CC-FG25 | CANT CLIPS FG STAIRS - 25/BOX | Disposable |
| FX-CC-FG100 | CANT CLIPS FG STAIRS - 100/BOX | Disposable |
| FX-CC-FG150 | CANT CLIPS FG STAIRS - 150/BOX | Disposable |
| FX-CC | CANT CLIP VINYL LINER - 100/BOX | Reusable |
| FX-CC-UB | REUSABLE UNIV CLIP-BODY - 100/BX | FG/Gunite/Concrete Pools with/ without AC |
| FX-CC-UD | DISPOSABLE UNIV CLIP - 100/BOX | FG/Gunite/Concrete Pools with/ without AC |



FX-AUTOCOVERCLIP



FX-CC-FG25
FX-CC-FG100
FX-CC-FG150



FX-CC



Installation Video



** Universal 2 pc. System*



FX-CC-UB




FX-CC-UD

ACCESSORIES

| PART # | DESCRIPTION | EXTENDED DESCRIPTION |
|-----------------|-----------------------------------|---------------------------------|
| FX-RG286 | FILAMENT TAPE 3" X 180' | -- |
| FX-S002 | SLIDE HAMMER TOOL - CLIP REMOVER | -- |
| FX-DBLSIDEDTAPE | DOUBLE SIDED TAPE 2" X 108' | 1 roll/box |
| FX-EDGELINER225 | REUSABLE RUBBER LINER 2.25" X 10' | 2.25" High x 10 Linear FT 1/box |
| FX-EDGELINER3 | REUSABLE RUBBER LINER 3" X 10' | 3" High x 10 Linear FT 1/box |

FX-S002



FX-DBLSIDEDTAPE



FX-RG286

FX-EDGELINER225
FX-EDGELINER3









MODERN
MOULDING

